



---

# OFFICE PROCESSES (BACKOFFICE)

## B.7. CONTROL PARAMETERS

**May 2.016**

# OFFICE PROCESSES (BACKOFFICE)

## B.7. CONTROL PARAMETERS.



CONTROL PARAMETERS. [B.7.]

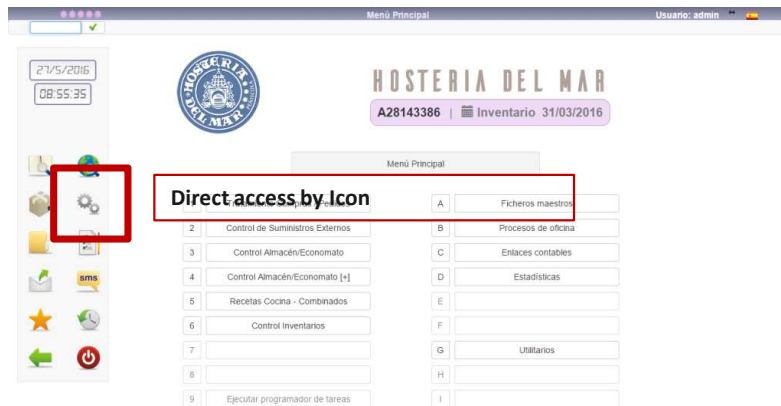
THE ON-BOARD PANEL



One of the most important sections of the Application, since according to the values that are possessed the system will have different behavior.

Normally, the property must be the one that defines how you want the system to work, in addition to certain data of its own.

It is really the point where the tailor changes the "pret a porter" suit for his "tailored suit".



# OFFICE PROCESSES (BACKOFFICE)

## B.7. CONTROL PARAMETERS.



**Type of CONTROL (FIFO/LIFO)** . This data is PRIMARY for the total practice of the WAREHOUSE, since according to the value that the WAREHOUSE has, it will react in one way or another.

**DATE control of the LAST INVENTORY.** This section is used to control the entry of the GOODS when the last inventory adjustment has been made so that we do not enter DELIVERY NOTES from the date BEFORE this.

**General**

Connectivity

Accounting

Privileges

Task scheduler

B.I.

**Economato Data**

(1) Name: Economato

(2) Address: economato

(3) CIF: 999999999

(4) Phone: 111111111

(5) Logo:

DATOS desde: 17.11.2016

hasta el: 17.11.2016

**Counters**

No. last budget: 0

No. last client: 0

No. last session: 0

No. last prov. order: 0

Literal mail prov. Write %s to indicate where to place the provider name

**Corporate discipline**

Provider InterCenter: 40090059

Headquarter:

Endpoint Headquarter: http://www.reservamimesa.com:9095/econ

Last inventory date: 16/01/2019

Cod. analytic exploitation: 95

Control Over Last Purch. Pr. (%):

Control Under Last Purch. Pr. (%):

Max unit price input:

Max units input:

Control type: **FIFO**

Default warehouse controller: 00

Restaurant department: 20

Provider Initial Inventory: 40099999

Prices with decimals:

Allow negative stocks:

Automatic closing depts.:

Sales accounting link:

Transfer = T + Autoconsumptions:

Purchase closed inventory:

Price different contract:

Rounding consumption accounting:

Article breakdown:

Min/Max stock:

**Callouts:**

- Data NOT MODIFIED. Only accessible by Class One** (points to General tab)
- Put Logo personified.** (points to Logo field)
- No value at present** (points to Counters fields)
- In the Entry of Goods (Option .3.1.), that it warn us when it is surpassed BY SUPERIOR, in the Price of Purchase the AMOUNT indicated here. If it is zero, do not check it.** (points to Control type dropdown)
- In the Entry of Goods (Option .3.1.), that it warn us when the Purchase Price exceeds the percentage indicated here. If it is zero, do not CONTROL it.** (points to Control Over Last Purch. Pr. field)
- Analytical exploitation code: Corresponds to the Cost Centre of the Warehouse for the analytical studies contemplated in the ALLAR ACCOUNTING by means of the XYZ SYSTEM.** (points to Cod. analytic exploitation field)
- In the Entry of Goods (Option .3.1.), que nos avise cuando se supere el porcentaje indicado aquí en el Precio de Compra. Si es cero, no lo compruebe.** (points to Control Under Last Purch. Pr. field)
- FIFO. Valorará todos los movimientos al PRECIO MEDIO DE COMPRA (APP), es decir, si realizamos un traslado de ALMACENAMIENTO de un PRODUCTO, el valor de ese PRODUCTO sale del ALMACENAMIENTO al APP que en ese momento ese PRODUCTO, y por tanto en el resto de la tipología de MOVIMIENTOS (CONSUMOS, SALIDAS, PÉRDIDAS, etc).**
- LIFO. The above valuations will be at LAST COST PRICE, that is to say to the LPP that owns the ARTICLE at the time of the transaction.**

# OFFICE PROCESSES (BACKOFFICE)

## B.7. CONTROL PARAMETERS.




Main menu / Backoffice / Control parameters User: adminc1

**General**

Connectivity  
Accounting  
Privileges  
Task scheduler  
B.I.

**Economato Data**

(1) Name: Economato  
(2) Address: economato  
15172 A Coruña  
Espana  
(3) CIF: 999999999  
(4) Phone: 111111111  
(5) Logo:  **DATOS desde 31.12.2013 hasta el 17.11.2016**

**Counters**

No. last budget: 0  
No. last client: 0  
No. last session: 0  
No. last prov. order: 6

Literal mail prov. Write %s to indicate where to place the provider name

**Corporate discipline**

Provider InterCenter: 40090059  
Headquarter:   
Endpoint Headquarter: <http://www.reservamimesa.com:9095/economato>

Last inventory date: 16/01/2019  
Cod. analytic exploitation: 95  
Control Over Last Purch. Pr. (%):  
Control Under Last Purch. Pr. (%):  
Max unit price input:  
Max units input:  
Control type: FIFO  
Default warehouse controller: 00  
Restaurant department: 20  
Provider Initial Inventory: 40099999  
Prices with decimals:   
Allow negative stocks:   
Automatic closing depts.:   
Sales accounting link:   
Transfer = T + Autoconsumptions:   
Purchase closed inventory:   
Price differenc contract:   
Rounding consumption accounting:   
Article breakdown:   
Min/Max stocks control Dept.:   
Inputs -> Autoconsumption:   
VAT type per article:   
Multitransfers:

**DEFAULT WAREHOUSE CONTROLLER:** Where we have to give WAREHOUSE/DEPARTMENT that assumes us the one given in this section.

The normal thing is that a mechanization does not begin at the begin of OPEN the HOTEL/RESTAURANT, but that the HOTEL/RESTAURANT already takes time working and therefore some exist in the different DEPARTMENTS (ECONOMY, BARS, FLOORS, etc.), for that reason these must be given without they affect to effects of ACCOUNTING and against a FICTICAL SUPPLIER that we must have created and that we will call him SUPPLIER INITIAL EXISTENCE. For this StarEcon has a special section in ECONOMATIC utility programs, called INITIAL INVENTORY LOAD.

**PRICES WITH DECIMALS:** Its status in 'S' or 'N', conditions the operation of those sections that have to do with prices, for example, TOTALS of DELIVERY NOTES, etc., The price field has 8 digits of capacity. If we put [N] (without decimals), the unit price can reach 99,999,999. If we put [S] (with decimals), the unit price can reach 999.999,99..

**ALLOW NEGATIVE STOCKS:** This field allows us to tell StarEcon, if we allow or not to load delivery notes or make warehouse movements for a bigger quantity than the existing one, leaving the origin warehouse in negative numbers and values. Its utility is obvious, not allowing movements of goods if in warehouse there is not enough quantity to do it. Although this is the right way to act for an efficient stock control; in the first months, until all the files are loaded, the inventory is correctly entered, etc., it may be interesting to have this field in 'S', which will allow us to move items and warehouses only with the item card created.

# OFFICE PROCESSES (BACKOFFICE)

## B.7. CONTROL PARAMETERS.




Main menu / Backoffice / Control parameters User: adminc1

**General**

Connectivity  
Accounting  
Privileges  
Task scheduler  
B.I.

**Economato Data**

(1) Name: Economato  
(2) Address: economato  
15172 A Coruña  
Espana  
(3) CIF: 999999999  
(4) Phone: 111111111  
(5) Logo:  **DATOS desde 31.12.2013 hasta el 17.11.2016**

**Counters**

No. last budget: 0  
No. last client: 0  
No. last session: 0  
No. last prov. order: 6

Literal mail prov. Write %s to indicate where to place the provider name

**Corporate discipline**

Provider InterCenter: 40090059  
Headquarter:   
Endpoint Headquarter: http://www.reservamimesa.com:9095/economato

Last inventory date: 16/01/2019  
Cod. analytic exploitation: 95  
Control Over Last Purch. Pr. (%):  
Control Under Last Purch. Pr. (%):  
Max unit price input:  
Max units input:  
Control type: FIFO  
Default warehouse controller: 00  
Restaurant department: 20  
Provider Initial Inventory: 40099999

Prices with decimals:   
Allow negative stocks:   
Automatic closing depts.:   
Sales accounting link:   
Transfer = T + Autoconsumptions:   
Purchase closed inventory:   
Price differenc contract:   
Rounding consumption accounting:   
Article breakdown:   
Min/Max stocks control Dept.:   
Inputs -> Autoconsumption:   
VAT type per article:   
Multitransfers:

**This option is related to what is called "BLIND CLOSING", that is to say, when closing a POS, it can ask us for the COLLECTION for each form of payment, (YOU WILL ALREADY INFORM US OF THE POSSIBLE DISCOUNTS BETWEEN THE COLLECTION AND THE TICKETS), or it can ask us for nothing, and we will make sure that the COLLECTION is the same as the TICKETS.**

**SALES ACCOUNTING LINK.** If we want to ALWAYS do the link of the PURCHASES = [Y], if we NEVER want to do it = [N], or if every time we load a delivery note we are asked [ ] (blank).

**Generate SELF-CONSUMPTION movements.** When TRANSFERRING articles to other Warehouses: YES / NO / or blank you ask us every time we make a transfer.

**Rounding CONSUMPTION ACCOUNTING.** FOR THE ACCOUNTING CHAINING WITH ALLAR, IF THE CONSUMPTIONS ARE GOING TO HAVE DECIMALS OR NOT.

**Give entries of delivery notes dated less than the last inventory.**

**Al dar entradas de albaranes cuando existe un contrato con un proveedor y para ese artículo existe un PRECIO DE CONTRATO, para poder dar entradas variando este PRECIO.**

# OFFICE PROCESSES (BACKOFFICE)

## B.7. CONTROL PARAMETERS.




Main menu / Backoffice / Control parameters User: adminc1

**General**

Connectivity  
Accounting  
Privileges  
Task scheduler  
B.I.

**Economato Data**

(1) Name: Economato  
(2) Address: economato  
15172 A Coruña  
Espana  
(3) CIF: 999999999  
(4) Phone: 111111111  
(5) Logo:  **DATOS desde 31.12.2013 hasta el 17.11.2016**

**Counters**

No. last budget: 0  
No. last client: 0  
No. last session: 0  
No. last prov. order: 6

Literal mail prov. Write %s to indicate where to place the provider name

**Corporate discipline**

Provider InterCenter: 40090059  
Headquarter:   
Endpoint Headquarter: http://www.reservamimesa.com:9095/economato

Last inventory date: 16/01/2019  
Cod. analytic exploitation: 95  
Control Over Last Purch. Pr. (%):  
Control Under Last Purch. Pr. (%):  
Max unit price input:  
Max units input:  
Control type: FIFO  
Default warehouse controller: 00  
Restaurant department: 20  
Provider Initial Inventory: 40099999  
Prices with decimals:   
Allow negative stocks:   
Automatic closing depts.:   
Sales accounting link:   
Transfer = T + Autoconsumptions:   
Purchase closed inventory:   
Price differenc contract:   
Rounding consumption accounting:   
Article breakdown:   
Min/Max stocks control Dept.:   
Inputs -> Autoconsumption:   
VAT type per article:   
Multitransfers:

**ARTICLES' quartering:** If we have the option S it means that when StarEcon detects an article in an entry that has a quartering at the end of the loading of the delivery note, it will automatically carry out its quartering.

**Maximums and Minimums per Department:** The possibility is considered that the Control of Stocks Under Minimal and/or Stocks over Maximums, can be done at the level of each Warehouse, that is, instead of controlling the global maximums and minimums, there will be some maximums and minimums per Warehouse Article. Obviously, whenever this option is enabled.

If, when giving ENTRIES in certain DEPARTMENTS, it automatically generates SELF-CONSUMPTION. It is valid when, for example, you buy PERISHABLE articles that are going to be AUTOCONSUMED instantly. If you enter MERCHANDISE directly in the KITCHEN of which is consumable in the day. When you make an entry of GOODS it ask us the pertinent question.

For Corporate Discipline

If = "S" It will be possible to vary the VAT of SALES of each ARTICLE, in the entry of PRICE RATES of SUPERMARKET

# OFFICE PROCESSES (BACKOFFICE)

## B.7. CONTROL PARAMETERS. Connectivity



Main menu / Backoffice / Control parameters User: admin1

General

**Connectivity**

Accounting

Privileges

Task scheduler

B.I.

**POS**  Check

Host: localhost

Port: 9091

Name: pos

Token: sunset

**Restaurants corporate**

Host: localhost

Port: 9091

Id: 0

Token: sunset

**Mail Configuration**

Host:

Port:

User: admin

Password:

From:

Token API: 12345

**Accounting**

Host:

Port:

**Hotel**

Host:

Port:

**Corporate database (CdB)**

Host: http://www.reservamimesa.com/economatoVlc

Port: 9095

Token: ABCDE

Configure the Mail Server for internal use.

Configure the different Web-Services.  
You must have the advice of Class One

# OFFICE PROCESSES (BACKOFFICE)

## B.7. CONTROL PARAMETERS. Accounting



General Accounting code

Connectivity Last Provider

**Accounting** Depts. mismatches

Privileges Clients general dept.

Task scheduler Stocks food dept.

B.I. Stocks drink dept.

Stocks other dept.

Consumption food dept.

Consumption drink dept.

Consumption other dept.

Sales food dept.

Sales drink dept.

Sales other dept.

Sales per family

Purchases per family

It is the code with the ALLAR ACCOUNTING with which it is linked.

Every time a new supplier is registered, he adds ONE to it and proposes it to us as a new code for PROVIDER.

When you register a department, it proposes these ACCOUNTS in their corresponding SECTIONS (See DEPARTMENT FILES).

It would seem that with only one V.A.T., it would reach us but due to the mechanization of SUPERMARKETS, among other reasons, in the case of the CANARY ISLANDS (the IGIC), there can be up to 5 (40% TOBACCO, 16 ALCOHOLS, 4.5% NORMAL, 1% BREAD).

We see that there are up to 3 percentages is evident in the SPANISH HOTELS has no purpose. However it is of vital importance for other countries, such is the case of USA/CANADA/BRAZIL, since the first percentage is the one applied to the STATE (INTER-CITY), and the second is the one applied to the whole NATIONAL territory. There is even a country that needs all 3 and that is the case of the Dominican Republic. A real example is the case of CANADA: GST (General Sales Tax), which in turn comprises two different ones depending on whether we are in QUEBEC or not: TVQ (Taxes on Sales Quebec), GST (National), or PST (Provincial Sales Tax), plus the aforementioned GST of national scope.

It is not ruled out that in the future there may be a percentage of tax for the Economic Community, another for the corresponding autonomous community and a third for the Spanish State (for example)

Var. stocks food general

Var. stocks drink general

Var. stocks other general

.....

.....

.....

Supply costs  
Providers Supplies  
Customers Special Services

By making the link Accounting if we are going to chain in each supplier delivery note to delivery note, or by the total of all the delivery notes

Totalize Purchases inv

VAT types				
Type	% VAT	% R.E.	Outp. VAT Acc.	Inp. VAT Acc.
1	<input type="text" value="10"/>	<input type="text" value="0"/>	<input type="text" value="47701001"/>	<input type="text" value="47201001"/>
2	<input type="text" value="21"/>	<input type="text" value="0"/>	<input type="text" value="47701001"/>	<input type="text" value="47201001"/>
3	<input type="text" value="4"/>	<input type="text" value="0"/>	<input type="text" value="47701001"/>	<input type="text" value="47201001"/>
4	<input type="text" value="0"/>	<input type="text" value="0"/>	<input type="text" value="47700000"/>	<input type="text" value="47201001"/>
5	<input type="text" value="0"/>	<input type="text" value="0"/>	<input type="text" value="47701001"/>	<input type="text" value="47201001"/>

Tax literal

Literal of the Tax that will appear in different sections:  
IVA / IGIC / IGI / TBA / VAT /

As we see we could vary the name of the tax in this case the VAT and put IGIC (Impuesto General Insular Canario), (September 2002 4.5%) or TVA, VAT, Taxes, IGI (Impost general indirecte Andorra) ...

Up to 5 different possible VAT rates. Please note that when you request a VAT, you will refer to the content of these fields, so if you vary the VAT, you will only have to vary it in one of these three fields. When you request the VAT, if you put a '1', be the one that corresponds to the field (01), if it is a '2' to (02), and if it is a '3' to (03) ....



# OFFICE PROCESSES (BACKOFFICE)

## B.7. CONTROL PARAMETERS. Privileges



Main menu / Backoffice / Control parameters User: adminc1

General  
Connectivity  
Accounting  
**Privileges**  
Task scheduler  
B.I.

Roles

- Administrador
- level4
- level5
- level6
- Minimum Level
- level8

	1	2	3	4	5	6	7	8	9	A	B	C	D	E	F	G	H	I
<input checked="" type="checkbox"/> 1	<input type="checkbox"/>	<input type="checkbox"/>	<input type="checkbox"/>	<input type="checkbox"/>	<input type="checkbox"/>	<input type="checkbox"/>	<input type="checkbox"/>	<input type="checkbox"/>	<input type="checkbox"/>	<input checked="" type="checkbox"/>	<input type="checkbox"/>	<input type="checkbox"/>	<input type="checkbox"/>	<input type="checkbox"/>	<input type="checkbox"/>	<input type="checkbox"/>	<input type="checkbox"/>	<input type="checkbox"/>
<input type="checkbox"/> 2	<input type="checkbox"/>	<input type="checkbox"/>	<input type="checkbox"/>	<input type="checkbox"/>	<input type="checkbox"/>	<input type="checkbox"/>	<input type="checkbox"/>	<input type="checkbox"/>	<input type="checkbox"/>	<input type="checkbox"/>	<input type="checkbox"/>	<input type="checkbox"/>	<input type="checkbox"/>	<input type="checkbox"/>	<input type="checkbox"/>	<input type="checkbox"/>	<input type="checkbox"/>	<input type="checkbox"/>
<input type="checkbox"/> 3	<input type="checkbox"/>	<input type="checkbox"/>	<input type="checkbox"/>	<input type="checkbox"/>	<input type="checkbox"/>	<input type="checkbox"/>	<input type="checkbox"/>	<input type="checkbox"/>	<input type="checkbox"/>	<input type="checkbox"/>	<input type="checkbox"/>	<input type="checkbox"/>	<input type="checkbox"/>	<input type="checkbox"/>	<input type="checkbox"/>	<input type="checkbox"/>	<input type="checkbox"/>	<input type="checkbox"/>
<input type="checkbox"/> 4	<input type="checkbox"/>	<input type="checkbox"/>	<input type="checkbox"/>	<input type="checkbox"/>	<input type="checkbox"/>	<input type="checkbox"/>	<input type="checkbox"/>	<input type="checkbox"/>	<input type="checkbox"/>	<input type="checkbox"/>	<input type="checkbox"/>	<input type="checkbox"/>	<input type="checkbox"/>	<input type="checkbox"/>	<input type="checkbox"/>	<input type="checkbox"/>	<input type="checkbox"/>	<input type="checkbox"/>
<input type="checkbox"/> 5	<input type="checkbox"/>	<input type="checkbox"/>	<input type="checkbox"/>	<input type="checkbox"/>	<input type="checkbox"/>	<input type="checkbox"/>	<input type="checkbox"/>	<input type="checkbox"/>	<input type="checkbox"/>	<input type="checkbox"/>	<input type="checkbox"/>	<input type="checkbox"/>	<input type="checkbox"/>	<input type="checkbox"/>	<input type="checkbox"/>	<input type="checkbox"/>	<input type="checkbox"/>	<input type="checkbox"/>
<input type="checkbox"/> 6	<input type="checkbox"/>	<input type="checkbox"/>	<input type="checkbox"/>	<input type="checkbox"/>	<input type="checkbox"/>	<input type="checkbox"/>	<input type="checkbox"/>	<input type="checkbox"/>	<input type="checkbox"/>	<input type="checkbox"/>	<input type="checkbox"/>	<input type="checkbox"/>	<input type="checkbox"/>	<input type="checkbox"/>	<input type="checkbox"/>	<input type="checkbox"/>	<input type="checkbox"/>	<input type="checkbox"/>
<input type="checkbox"/> 7	<input type="checkbox"/>	<input type="checkbox"/>	<input type="checkbox"/>	<input type="checkbox"/>	<input type="checkbox"/>	<input type="checkbox"/>	<input type="checkbox"/>	<input type="checkbox"/>	<input type="checkbox"/>	<input type="checkbox"/>	<input type="checkbox"/>	<input type="checkbox"/>	<input type="checkbox"/>	<input type="checkbox"/>	<input type="checkbox"/>	<input type="checkbox"/>	<input type="checkbox"/>	<input type="checkbox"/>
<input type="checkbox"/> 8	<input type="checkbox"/>	<input type="checkbox"/>	<input type="checkbox"/>	<input type="checkbox"/>	<input type="checkbox"/>	<input type="checkbox"/>	<input type="checkbox"/>	<input type="checkbox"/>	<input type="checkbox"/>	<input type="checkbox"/>	<input type="checkbox"/>	<input type="checkbox"/>	<input type="checkbox"/>	<input type="checkbox"/>	<input type="checkbox"/>	<input type="checkbox"/>	<input type="checkbox"/>	<input type="checkbox"/>
<input type="checkbox"/> 9	<input type="checkbox"/>	<input type="checkbox"/>	<input type="checkbox"/>	<input type="checkbox"/>	<input type="checkbox"/>	<input type="checkbox"/>	<input type="checkbox"/>	<input type="checkbox"/>	<input type="checkbox"/>	<input type="checkbox"/>	<input type="checkbox"/>	<input type="checkbox"/>	<input type="checkbox"/>	<input type="checkbox"/>	<input type="checkbox"/>	<input type="checkbox"/>	<input type="checkbox"/>	<input type="checkbox"/>
<input type="checkbox"/> A	<input type="checkbox"/>	<input type="checkbox"/>	<input type="checkbox"/>	<input type="checkbox"/>	<input type="checkbox"/>	<input type="checkbox"/>	<input type="checkbox"/>	<input type="checkbox"/>	<input type="checkbox"/>	<input type="checkbox"/>	<input type="checkbox"/>	<input type="checkbox"/>	<input type="checkbox"/>	<input type="checkbox"/>	<input type="checkbox"/>	<input type="checkbox"/>	<input type="checkbox"/>	<input type="checkbox"/>
<input type="checkbox"/> B	<input type="checkbox"/>	<input type="checkbox"/>	<input type="checkbox"/>	<input type="checkbox"/>	<input type="checkbox"/>	<input type="checkbox"/>	<input type="checkbox"/>	<input type="checkbox"/>	<input type="checkbox"/>	<input type="checkbox"/>	<input type="checkbox"/>	<input type="checkbox"/>	<input type="checkbox"/>	<input type="checkbox"/>	<input type="checkbox"/>	<input type="checkbox"/>	<input type="checkbox"/>	<input type="checkbox"/>
<input type="checkbox"/> C	<input type="checkbox"/>	<input type="checkbox"/>	<input type="checkbox"/>	<input type="checkbox"/>	<input type="checkbox"/>	<input type="checkbox"/>	<input type="checkbox"/>	<input type="checkbox"/>	<input type="checkbox"/>	<input type="checkbox"/>	<input type="checkbox"/>	<input type="checkbox"/>	<input type="checkbox"/>	<input type="checkbox"/>	<input type="checkbox"/>	<input type="checkbox"/>	<input type="checkbox"/>	<input type="checkbox"/>
<input type="checkbox"/> D	<input type="checkbox"/>	<input type="checkbox"/>	<input type="checkbox"/>	<input type="checkbox"/>	<input type="checkbox"/>	<input type="checkbox"/>	<input type="checkbox"/>	<input type="checkbox"/>	<input type="checkbox"/>	<input type="checkbox"/>	<input type="checkbox"/>	<input type="checkbox"/>	<input type="checkbox"/>	<input type="checkbox"/>	<input type="checkbox"/>	<input type="checkbox"/>	<input type="checkbox"/>	<input type="checkbox"/>
<input checked="" type="checkbox"/> E	<input type="checkbox"/>	<input checked="" type="checkbox"/>	<input checked="" type="checkbox"/>	<input checked="" type="checkbox"/>	<input checked="" type="checkbox"/>	<input checked="" type="checkbox"/>	<input type="checkbox"/>	<input type="checkbox"/>	<input type="checkbox"/>	<input type="checkbox"/>	<input type="checkbox"/>	<input type="checkbox"/>	<input type="checkbox"/>	<input type="checkbox"/>	<input type="checkbox"/>	<input type="checkbox"/>	<input type="checkbox"/>	<input type="checkbox"/>
<input type="checkbox"/> F	<input type="checkbox"/>	<input type="checkbox"/>	<input type="checkbox"/>	<input type="checkbox"/>	<input type="checkbox"/>	<input type="checkbox"/>	<input type="checkbox"/>	<input type="checkbox"/>	<input type="checkbox"/>	<input type="checkbox"/>	<input type="checkbox"/>	<input type="checkbox"/>	<input type="checkbox"/>	<input type="checkbox"/>	<input type="checkbox"/>	<input type="checkbox"/>	<input type="checkbox"/>	<input type="checkbox"/>
<input type="checkbox"/> G	<input type="checkbox"/>	<input type="checkbox"/>	<input type="checkbox"/>	<input type="checkbox"/>	<input type="checkbox"/>	<input type="checkbox"/>	<input type="checkbox"/>	<input type="checkbox"/>	<input type="checkbox"/>	<input type="checkbox"/>	<input type="checkbox"/>	<input type="checkbox"/>	<input type="checkbox"/>	<input type="checkbox"/>	<input type="checkbox"/>	<input type="checkbox"/>	<input type="checkbox"/>	<input type="checkbox"/>
<input type="checkbox"/> H	<input type="checkbox"/>	<input type="checkbox"/>	<input type="checkbox"/>	<input type="checkbox"/>	<input type="checkbox"/>	<input type="checkbox"/>	<input type="checkbox"/>	<input type="checkbox"/>	<input type="checkbox"/>	<input type="checkbox"/>	<input type="checkbox"/>	<input type="checkbox"/>	<input type="checkbox"/>	<input type="checkbox"/>	<input type="checkbox"/>	<input type="checkbox"/>	<input type="checkbox"/>	<input type="checkbox"/>
<input type="checkbox"/> I	<input type="checkbox"/>	<input type="checkbox"/>	<input type="checkbox"/>	<input type="checkbox"/>	<input type="checkbox"/>	<input type="checkbox"/>	<input type="checkbox"/>	<input type="checkbox"/>	<input type="checkbox"/>	<input type="checkbox"/>	<input type="checkbox"/>	<input type="checkbox"/>	<input type="checkbox"/>	<input type="checkbox"/>	<input type="checkbox"/>	<input type="checkbox"/>	<input type="checkbox"/>	<input type="checkbox"/>

These are the different PRIVILEGES, according to the accessibility of the Users:

There is a privilege that is the administrator who has no access limit that of course your role is not on this screen, as it has no role, is super-user.

We can limit the access that each Role will have, in this example we see that we have put a Role (we have called it Minimum Level), that can only enter to Load Delivery Notes in Draft, it is obvious why.

# OFFICE PROCESSES (BACKOFFICE)

## B.7. CONTROL PARAMETERS. Task Sheduler



In this tab we can define the different programmings that the program wants to do, for example, to make a backup at a certain time and day, to make the night closing automatic, to export the data to accounting, etc.

Main menu / Backoffice / Control parameters User: adminc1

	Active	Time	Mo Tu We Th Fr Sa Su	Prog. days	Last exec. date
General					
Connectivity					
Accounting					
Privileges					
<b>Task scheduler</b>					
B.I.					
	<input checked="" type="checkbox"/>	06:00	<input checked="" type="checkbox"/> <input checked="" type="checkbox"/> <input checked="" type="checkbox"/> <input checked="" type="checkbox"/> <input checked="" type="checkbox"/> <input checked="" type="checkbox"/> <input checked="" type="checkbox"/>	0 0 0	17/01/2020
	<input checked="" type="checkbox"/>	20:00	<input checked="" type="checkbox"/> <input type="checkbox"/> <input type="checkbox"/> <input type="checkbox"/> <input type="checkbox"/> <input type="checkbox"/> <input type="checkbox"/>	15 0 0	13/01/2020
	<input type="checkbox"/>	--:--	<input type="checkbox"/> <input type="checkbox"/> <input type="checkbox"/> <input type="checkbox"/> <input type="checkbox"/> <input type="checkbox"/> <input type="checkbox"/>	0 0 0	
	<input type="checkbox"/>	13:47	<input checked="" type="checkbox"/> <input checked="" type="checkbox"/> <input checked="" type="checkbox"/> <input checked="" type="checkbox"/> <input checked="" type="checkbox"/> <input type="checkbox"/> <input type="checkbox"/>	0 0 0	12/09/2017
	<input type="checkbox"/>	10:23	<input type="checkbox"/> <input checked="" type="checkbox"/> <input type="checkbox"/> <input checked="" type="checkbox"/> <input checked="" type="checkbox"/> <input type="checkbox"/> <input type="checkbox"/>	0 0 0	
	<input type="checkbox"/>	08:20	<input type="checkbox"/> <input type="checkbox"/> <input type="checkbox"/> <input type="checkbox"/> <input type="checkbox"/> <input type="checkbox"/> <input type="checkbox"/>	0 0 0	27/10/2016

**Backup**

Local path to folder

Remote path to folder  User

Host  Port

**Backup:** We define the local and/or remote route, host, user, port...

# OFFICE PROCESSES (BACKOFFICE)

## B.7. CONTROL PARAMETERS. BI



Main menu / Backoffice / Control parameters User: admin1

BI Map Rules 1 - 3 Rules 4 - 6 Rules 7 - 9

General  
Connectivity  
Accounting  
Privileges  
Task scheduler  
**B.I.**

B.I. Active

- R001-FEC - Incoming < Current date
- R002-NAU - Unauthorized Articles
- R003-NEG - Negative Units
- R004-SUP - Purchase Price > Last Purchase Price
- R005-INF - Purchase Price < Last Purchase Price
- R006-CON - Last Purchase Price <> Contract Price
- R007-IUN - Last Purchase Price > #
- R008-NAU - Units X Last Purchase Price > #
- R009-SUP - Order Price > #

We will define those Rules that we will use in our Business Intelligence

# OFFICE PROCESSES (BACKOFFICE)

## B.7. CONTROL PARAMETERS. BI



Main menu / Backoffice / Control parameters

BI Map **Rules 1 - 3** Rules 4 - 6 Rules 7 - 9

Active R001-FEC Incoming < Current date

Subject Entrada < Fecha Actual  Saturday/Sunday

E-mail

SMS +34666111222

---

Active R002-NAU Unauthorized Articles

Subject Artículos no autorizados

E-mail

SMS +34666111222

---

Active R003-NEG Negative Units

Subject Unidades Negativas

E-mail

SMS +34666111222

### 1 Trigger:

When we give a delivery note on a different date from the current one and that is not Saturday or Sunday.

### 2 Trigger:

When ordering, buy,... an item that is marked as unauthorized.

### 3 Trigger:

When it's transferred, it's consumed, ..., and we force negative units.

# OFFICE PROCESSES (BACKOFFICE)

## B.7. CONTROL PARAMETERS. BI



Main menu / Backoffice / Control parameters

BI Map Rules 1 - 3 **Rules 4 - 6** Rules 7 - 9

<input type="checkbox"/> Active	R004-SUP	Purchase Price > Last Purchase Price
Subject	Precio Compra > P.U.C.	
<input type="checkbox"/> E-mail		
<input type="checkbox"/> SMS	+34666111222	

<input type="checkbox"/> Active	R005-INF	Purchase Price < Last Purchase Price
Subject	Precio Compra < P.U.C.	
<input type="checkbox"/> E-mail		
<input type="checkbox"/> SMS	+34666111222	

<input type="checkbox"/> Active	R006-CON	Last Purchase Price <> Contract Price
Subject	P.U.C <> Contrato	
<input type="checkbox"/> E-mail		
<input type="checkbox"/> SMS	+34666111222	

4 Trigger:

When we give a delivery note whose purchase price is higher than the LPP

5 Trigger:

When we give a delivery note whose purchase price is less than the LPP

6 Trigger:

When we give a delivery note whose Purchase price is different from the Contract price signed with the Supplier

# OFFICE PROCESSES (BACKOFFICE)

## B.7. CONTROL PARAMETERS. BI



Main menu / Backoffice / Control parameters User:

BI Map Rules 1 - 3 Rules 4 - 6 **Rules 7 - 9**

<input type="checkbox"/> Active	R007-IUN	Last Purchase Price > #		
Subject	P.U.C. > #	#		0.00
<input type="checkbox"/> E-mail				
<input type="checkbox"/> SMS	+34666111222			

<input type="checkbox"/> Active	R008-NAU	Units X Last Purchase Price > #		
Subject	Unid. X P.U.C > #	#		0.00
<input type="checkbox"/> E-mail				
<input type="checkbox"/> SMS	+34666111222			

<input type="checkbox"/> Active	R009-SUP	Order Price > #		
Subject	Pedido > #	#		0.00
<input type="checkbox"/> E-mail				
<input type="checkbox"/> SMS	+34666111222			

7 Trigger:

When we give a delivery note whose purchase price is higher than the indicated amount

8 Trigger:

When we give a delivery note whose units are greater than or equal to those determined.

9 Trigger:

When we give an order to a supplier whose amount is equal to or greater than that indicated