



Other StarMR Functionalities



Índice

1. **Manage a Reservation**
 1. **Modify a Reservation**
 2. **Cancel a Reservation**
2. Login Discounted rate
3. Special Promotional Rates


Other StarMR Functionalities

Manage a Reservation



Manage a Reservation

If we give the reservation number and our mail we can retrieve the reservation.

español  [Gestionar reserva](#) [Login](#)



Aviso: Si ya estuvo hospedado en el hotel, solicite su código de usuario a reservas@classone.es

Recuperar mi reserva

Número de reserva: 0304195105

Dirección de correo electrónico: jsabariz@classone.es

[Recuperar](#)

Número de reserva	Fecha de la reserva	Check-in	Check-out	Habitaciones	Precio total	
0304195105	03/04/2016	19/05/2016	22/05/2016	1	520.41 €	 

Hotel ClassOne
Rafael Alberti 6 Bajo, 15172 Oleiros, A Coruña
+34 981 61 37 09
soporte@classone.es

We can:

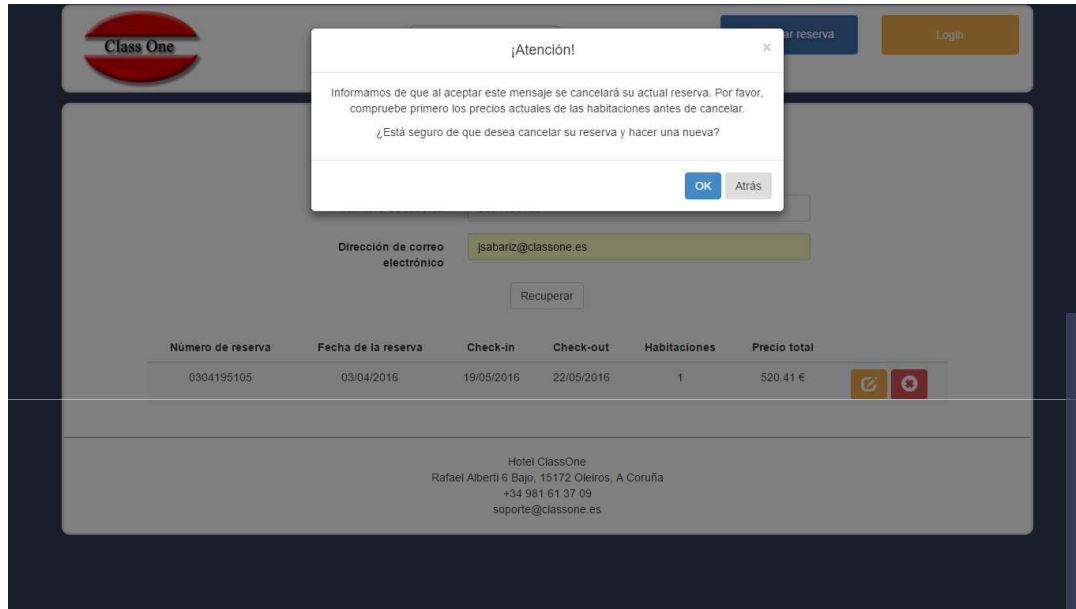
- Edit it (Modify it)
- Discharge

Other StarMR Functionalities

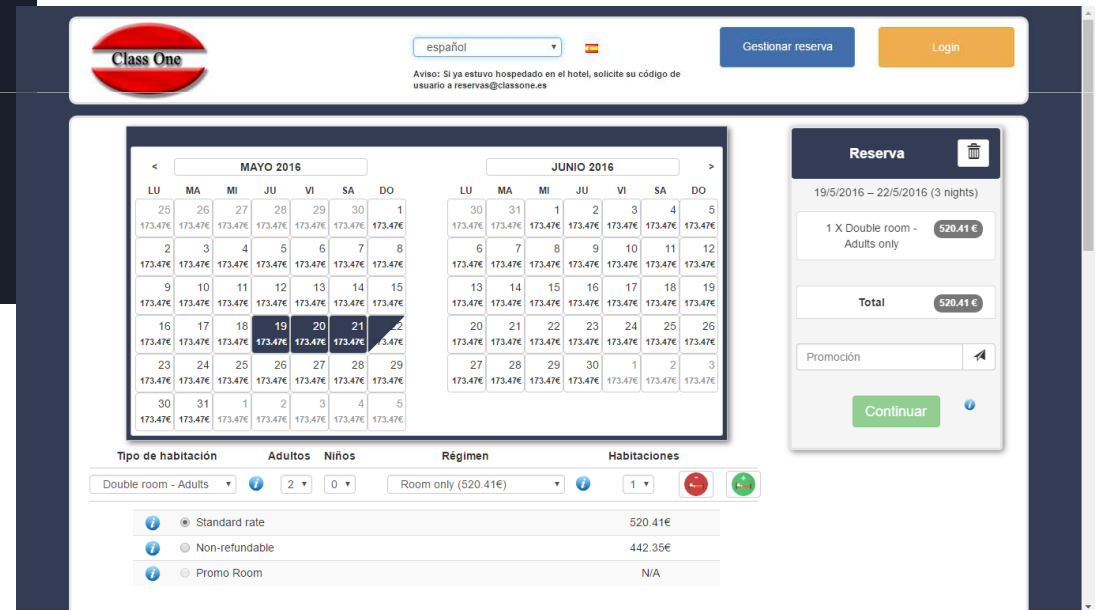
Manage a Reservation. Modification



What the system does is to cancel the previous Reservation and give a new one, with all the data



It tells us all the data we already had.
The process is the same as registering a new Reservation



Other StarMR Functionalities



Manage a Reservation. Cancel



It asks us if we want to cancel it

The screenshot shows a web interface for managing reservations. A modal dialog box titled "Confirmación" is displayed in the center, asking "¿Está seguro de que desea cancelar su reserva?" (Are you sure you want to cancel your reservation?). The dialog has "OK" and "Atrás" (Back) buttons. In the background, the reservation details are visible:

Número de reserva: 0304200206
Dirección de correo electrónico: jsabariz@classone.es
Recuperar

Número de reserva	Fecha de la reserva	Check-in	Check-out	Habitaciones	Precio total	
0304200206	03/04/2016	19/05/2016	22/05/2016	1	520.41 €	 

Hotel ClassOne
Rafael Alberti 6 Bajo, 15172 Oleiros, A Coruña
+34 981 61 37 09
soporte@classone.es

Other StarMR Functionalities



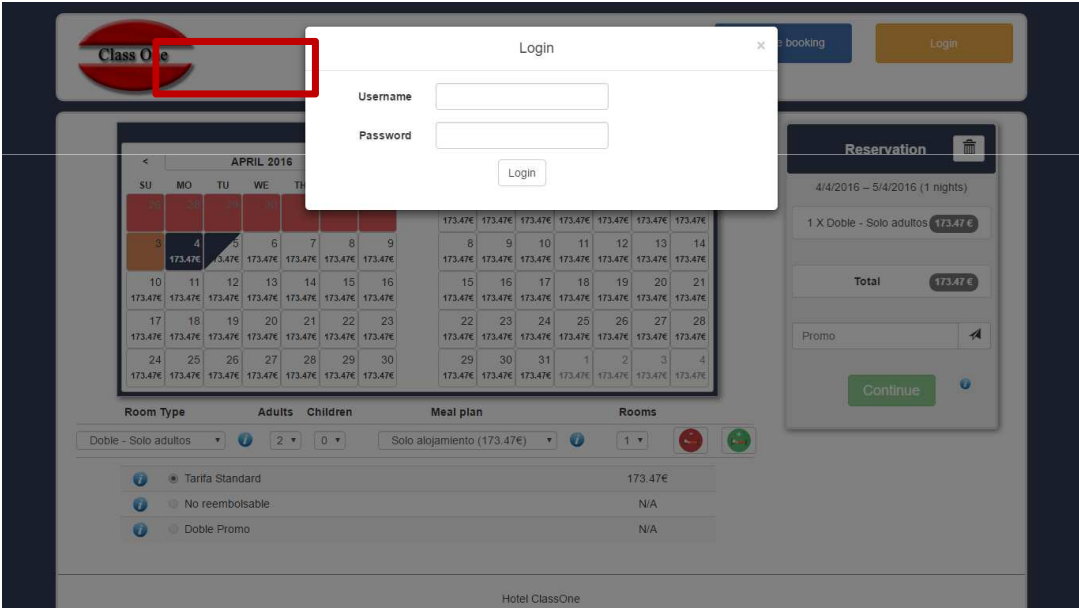
Login

If you are identified at the Hotel, you may have an additional discount, for which you must identify yourself:

Username:

Password:

Once identified in addition to taking all your data, so you only have to confirm them, the additional discount you have agreed with the Hotel will be applied, in the rate you want to apply.



Other StarMR Functionalities

Special Promotional Rates



In the Promotion section (on the right above continuing), if the Hotel has given you a special code, typing it in will activate a new special rate that corresponds to that code.

The Hotel, has a wedding, and has made a special offer for all those who come on the dates of the wedding, the Hotel has given a promotion code: (WEDDING-789), typing it will activate a new rate for the dates allowed in this promotion

The screenshot displays the Class One reservation system interface. At the top, there is a navigation bar with the Class One logo, a language dropdown set to 'English', and buttons for 'Manage booking' and 'Login'. Below this is a warning message: 'Aviso: Si ya estuvo hospedado en el hotel, solicite su código de usuario a reservas@classone.es'. The main content area features a calendar for April and May 2016. The calendar shows dates from 1st to 31st, with prices of 173.47€ for most dates. A red box highlights the date 4/4/2016. To the right of the calendar is a 'Reservation' summary box showing the dates 4/4/2016 - 5/4/2016 (1 nights), the room type '1 X Doble - Solo adultos' with a price of 173.47€, and a 'Total' of 173.47€. Below the calendar, there are dropdown menus for 'Room Type' (Doble - Solo adultos), 'Adults' (2), 'Children' (0), 'Meal plan' (Solo alojamiento (173.47€)), and 'Rooms' (1). At the bottom, there is a list of room options: 'Tarifa Standard' (173.47€), 'No reembolsable' (N/A), and 'Doble Promo' (N/A). A red box highlights the 'Doble Promo' option. At the bottom of the interface, there is a text input field containing the promotion code '1234567890' and a 'Continue' button. A red box highlights the input field.